






Associated Oxygen Limited
Statement of Financial Position (Un-Audited)
As at 31 December, 2022

Particulars	Notes	Amounts in Taka	
		31-Dec-2022	30-Jun-22
Assets			
Non-Current Assets		1,974,048,241	1,908,347,030
Property, Plant and Equipment	4.00	1,827,843,449	1,797,350,889
Capital Work in Process	5.00	146,204,792	110,996,141
Current Assets		429,692,862	400,621,004
Inventories	6.00	63,113,670	62,137,698
Trade and Other Receivables	7.00	295,069,671	273,517,830
Advances, Deposits & Prepayments	8.00	68,005,648	60,652,374
Cash and Cash Equivalents	9.00	3,503,873	4,313,102
Total Assets		2,403,741,103	2,308,968,034
Shareholder's Equity and Liabilities			
Shareholder's Equity		2,029,636,590	2,024,008,737
Share Capital	10.00	1,097,820,000	1,097,820,000
Retained Earnings	11.00	931,816,590	926,188,737
Non-Current Liabilities		162,160,811	154,363,845
Long Term Loan (Non-Current portion)	12.00	13,793,542	13,587,721
Deferred Tax Liability	13.00	148,367,269	140,776,124
Current Liabilities		211,943,702	130,595,452
Trade and Other Payables	14.00	2,724,798	5,124,798
Long Term Loan (Current Portion)	15.00	10,151,000	9,275,040
Loan from WPPF	15.01	-	13,867,629
Liabilities for Expenses	16.00	2,816,702	3,300,819
Dividend Payable	16.01	76,675,337	869,622
Liabilities for Income Tax	17.00	102,002,398	85,858,525
Liabilities for WPPF	18.00	17,573,467	12,299,019
Total Shareholder's Equity and Liabilities		2,403,741,103	2,308,968,034
Net Assets Value (NAV) per share (Basic)	26.00	18.49	18.44

The annexed notes form an integral part of these Financial Statements.

 Director
  Managing Director
  Chairman
 Chief Financial Officer
  Company Secretary


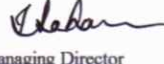

Place: Chattogram
Dated: 29 January, 2023



Associated Oxygen Limited
Statement of Profit or Loss and Other Comprehensive Income(Un-Audited)
For the Period ended December 31, 2022

Particulars	Notes	Amounts in Taka			
		01 July-22 To 31 Dec-22	01 Oct-22 To 31 Dec-22	01 July-21 To 31 Dec-21	01 Oct-21 To 31 Dec-21
Revenue	19.00	231,038,500	110,566,500	275,009,659	134,678,929.00
Cost of Goods Sold	20.00	(84,973,800)	(43,833,740)	(106,395,722)	(53,762,452)
Gross Profit		146,064,700	66,732,760	168,613,937	80,916,477
Operating Expenses	21.00	(34,085,002)	(16,835,372)	(38,054,031)	(18,922,561)
Administrative Expenses	21.01	(17,788,506)	(8,985,200)	(18,460,342)	(9,330,166)
Selling & Distribution Expenses	21.02	(16,296,495)	(7,850,172)	(19,593,689)	(9,592,395)
Profit from Operation		111,979,699	49,897,388	130,559,906	61,993,916
Financial Expenses	22.00	(1,405,226)	(601,156)	(1,764,601)	(902,198)
Other non-operating Income	23.00	188,942	80,301	1,396,872	906,432
Net Profit Before Income Tax & WPPF		110,763,414	49,376,533	130,192,177	61,998,150
Less: WPPF Expenses		(5,274,448)	(2,351,263)	(6,199,627)	(2,952,293)
Net Profit Before Income Tax		105,488,966	47,025,270	123,992,550	59,045,857
Income Tax Expenses	24.00	(23,735,018)	(10,580,687)	(27,898,324)	(13,285,319)
Current Tax	24.01	(16,143,873)	(6,818,584)	(20,882,505)	(9,676,369)
Deferred Tax	24.02	(7,591,145)	(3,762,103)	(7,015,819)	(3,608,950)
Net Profit after Income Tax		81,753,948	36,444,583	96,094,226	45,760,538
Other Comprehensive Income/(Loss)					
Total Comprehensive Income for the Period		81,753,948	36,444,583	96,094,226	45,760,538
Earnings Per Shares (EPS) (Basic)	25.00	0.74	0.33	0.88	0.42

The annexed notes form an integral part of these Financial Statements.

 Director
  Managing Director
  Chairman
 Chief Financial Officer
  Company Secretary

Place: Chattogram
Dated: 29 January, 2023



Associated Oxygen Limited
Statement of Cash Flows (Un-Audited)
For the Period ended December 31, 2022

Particulars	Note	Amounts in Taka	
		01 July-22 To 31 Dec-22	01 July-21 To 31 Dec-21
A Cash flows from Operating Activities			
Received from Customers	28.16	209,595,300	274,245,485
Received from Other Income		40,320	79,781
Paid to Suppliers	28.17	(21,190,900)	(16,266,735)
Paid to Employees	28.18	(12,371,925)	(12,018,962)
Paid for Other Operating Expenses	28.19	(24,742,183)	(43,843,144)
Income Tax Paid		(7,188,015)	(13,038,780)
Net Cash Generated from Operating Activities		144,142,597	189,157,645
B Cash flows from Investing Activities			
Acquisition of Property, Plant and Equipment		-	(14,260,361)
FDR Interest Received		-	4,175,236
Advance Paid to Plant & Machineries Purchase			
Increase/Decrease in Capital Work in Process		(130,163,020)	(176,551,264)
Net cash Used to Investing Activities		(130,163,020)	(186,636,389)
C Cash flows from Financing Activities			
Cash Paid for Financial Expenses		(1,405,226)	(1,764,601)
Bank Interest/Charge on Dividend Account		(13,535)	(13,329)
IPO Expenses paid			
Dividend Paid		(306,845)	(3,849)
Loan paid WPPF		(14,144,981)	
Long-term Loan received/(Repaid)		1,081,781	(4,125,835)
Net cash Generated from Financing Activities		(14,788,806)	(5,907,614)
D Net Increase/(Decrease) Cash and Cash Equivalents (A+B+C)			
Cash and Cash Equivalents at the beginning of the year		4,313,102	88,140,291
Cash and Cash Equivalents at the end of the year		3,503,873	84,753,933
Net Operating Cash Flows Per Share (NOCFPS) (Basic) (Note - 27.00)		1.31	1.84

Those Financial Statements should be read in conjunction with the annexed Notes.

The annexed notes form an integral part of these Financial Statements.

Fahimul
Director

Ulaban
Managing Director

Amr
Chairman

D. Khan
Chief Financial Officer

M. S. Hossain
Company Secretary

Place: Chattogram
Dated: 29 January, 2023



Associated Oxygen Limited
Statement of Changes in Equity (Un-Audited)
For the Period ended 31 December, 2022 (Half Yearly)

(Amount in Taka)

Particulars	Share Capital	Retained Earnings	Total
Opening Balance as at 1st July, 2022	1,097,820,000	926,188,737	2,024,008,737
Share issue from IPO	-	-	-
Stock dividend issue	-	-	-
Adjustment of IPO Expenses	-	-	-
Cash dividend declared	-	(76,126,095)	(76,126,095)
Net Profit/(Loss) during the year transferred from Statement of Profit or Loss and other Comprehensive Income	-	81,753,948	81,753,948
Balance as at 31 December, 2022	1,097,820,000	931,816,590	2,029,636,590

Associated Oxygen Limited
Statement of Changes in Equity (Un-Audited)
For the Period ended 31 December, 2021

(Amount in Taka)

Particulars	Share Capital	Retained Earnings	Total
Opening Balance as at 1st July, 2021	1,026,000,000	850,128,879	1,876,128,879
Cash dividend declared	-	(35,572,940)	(35,572,940)
Net Profit/(Loss) during the year transferred from Statement of Profit or Loss and other Comprehensive Income	-	96,094,225	96,094,225
Balance as at 31 December, 2021	1,026,000,000	910,650,164	1,936,650,164

Fahimul
Director

Uddan
Managing Director

Rouf
Chairman

Dhruv
Chief Financial Officer

M
Company Secretary

Place: Chattogram
Dated: 29 January, 2023

